


Easter Themed Maths Activity Book

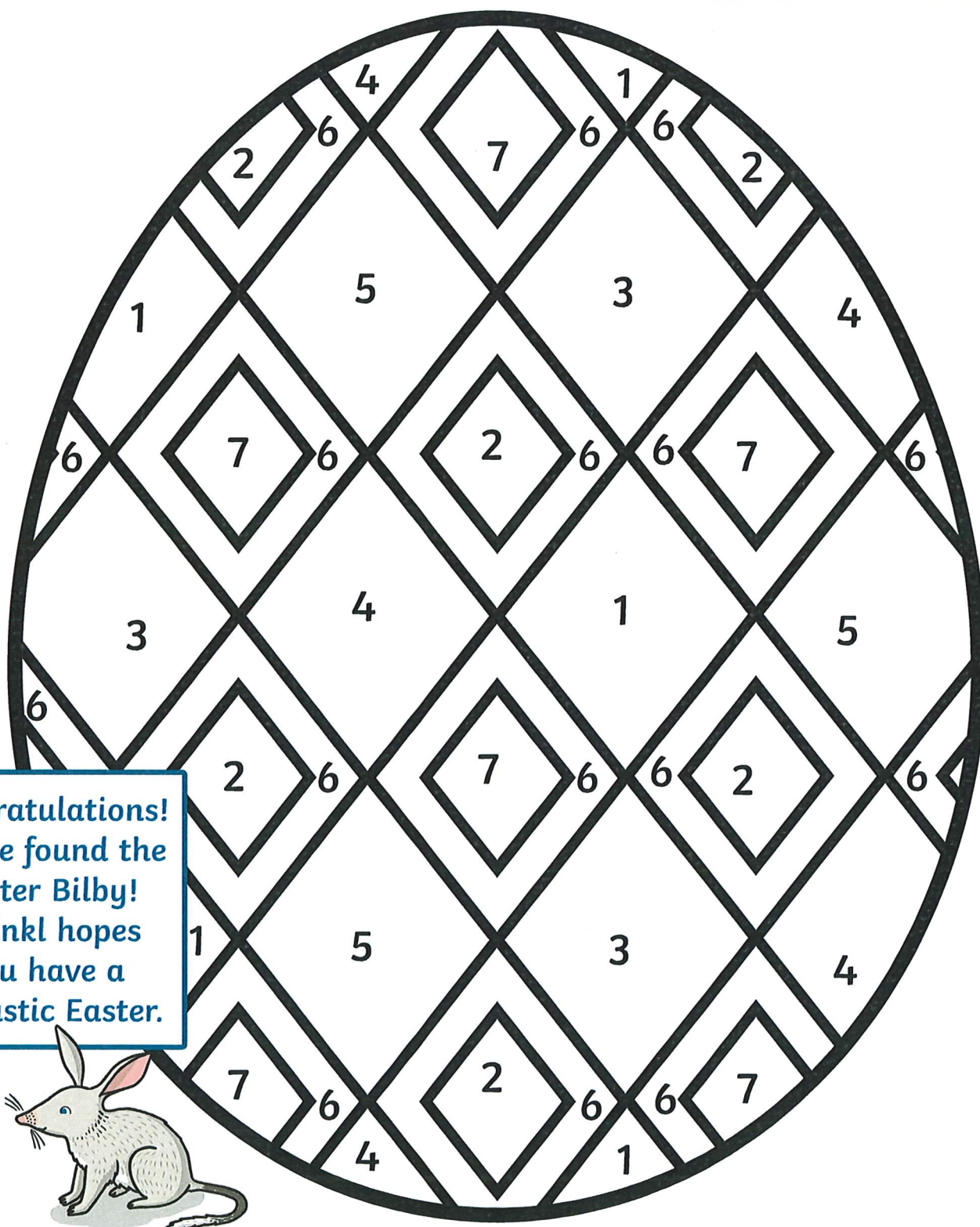


My Name is _____


Easter Egg Colour by Number

1 = Yellow 2 = Orange 3 = Green 4 = Red

5 = Purple 6 = Blue 7 = Pink



Congratulations!
You've found the
Easter Bilby!
Twinkl hopes
you have a
fantastic Easter.




Roll, add and colour!

INSTRUCTIONS;

1. Roll the dice
2. Add the numbers together
3. Colour the answer!


Two players:

Each player chooses a colour.
The winner is the one with
the most Easter eggs in their
colour at the end.




Easter Egg Number Bonds to 10

The chicks have hatched! Look at the numbers on the eggs and draw lines to join the pieces together to make a total of 10.




Eggs in Nests Addition



Write the answers in the circles.



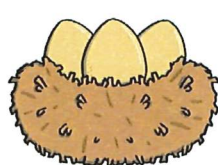
+





=



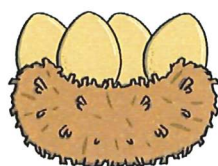
+



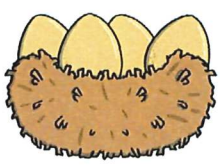

=



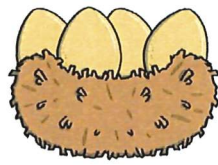
+




=



+



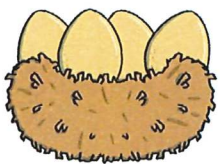

=




+



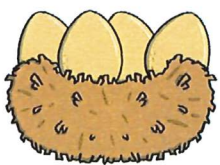

=



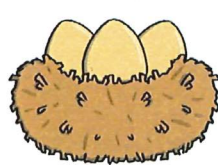
+





=




+





=



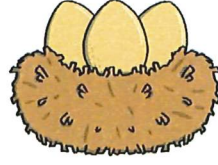
+




=




+



=



Easter Block Diagram



Colour a box for each item that you find.



What was the most popular item?
Which item had fewer?


visit [twinkl.com](https://www.twinkl.com)




Chicks and Eggs

Ten-Frame Addition


Count the chicks and eggs shown in each ten-frame and write an addition sum. What different ways can you find to make 10?




$$\begin{array}{c} \square \\ \text{chick} \end{array} + \begin{array}{c} \square \\ \text{egg} \end{array} = \square$$



$$\begin{array}{c} \square \\ \text{chick} \end{array} + \begin{array}{c} \square \\ \text{egg} \end{array} = \square$$




$$\begin{array}{c} \square \\ \text{chick} \end{array} + \begin{array}{c} \square \\ \text{egg} \end{array} = \square$$




$$\begin{array}{c} \square \\ \text{chick} \end{array} + \begin{array}{c} \square \\ \text{egg} \end{array} = \square$$


Easter Doubling




Double 1 is _____.




Double 2 is _____.




Double 3 is _____.



Double 4 is _____.



Double 5 is _____.



Double 6 is _____.

Easter Odd and Even

Pair the easter items shown below by drawing circles around them. Then, write the number of items and say whether it is odd or even. The first one has been done for you.

	<h1>3</h1>	odd even
		odd even
		odd even
		odd even
		odd even
		odd even
		odd even

Easter Make a Pattern

--	--	--	--	--	--	--	--	--	--	--

--	--	--	--	--	--	--	--	--	--	--

--	--	--	--	--	--	--	--	--	--	--

--	--	--	--	--	--	--	--	--	--	--