









The Great Wicklewood School Bee Survey 2020.

Use a Tally to show how many of each bee you counted. You may wish to complete this survey over several days and take it with you to several places to survey the bees in your local area. It would be great if once you have completed your survey, you display your data/results in a graph, table or some other creative way. This could be a line graph, bar chart, pie chart (if you're really challenging yourself!) or any way that appeals for you. If you take a picture of this we would love to put some up on the website! Happy Bee surveying!

How many? (Tally)								
Type of Bee								
	Honey Bee	Ashy Mining Bee	Tawny Mining Bee	Red Mason Bee	Common Carder Bee	White Tailed Bumblebee	Red Tailed Bumblebee	Tree Bumblebee

Bee types from: <https://www.woodlandtrust.org.uk/blog/2019/05/types-of-bee-in-the-uk/>

Don't forget to add your results to <https://www.surveymonkey.co.uk/r/MV7QS88> so that we can track the results of the whole school!